



Brine Making

NH Best Management Practices

GET THE LOWEST FREEZE POINT

When salt brine is 23% salt (measured with a hydrometer: 1.176, or with a salimeter: 85%) it has the lowest freeze point possible (about 0°F).

BRINE STORAGE

23% brine solution may be stored outside, however if temperatures get below 0°F the brine may freeze. A circulator pump will reduce the risk of freezing. If possible store brine indoors to eliminate risk of freezing.

COST OF BRINE

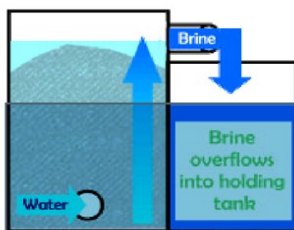
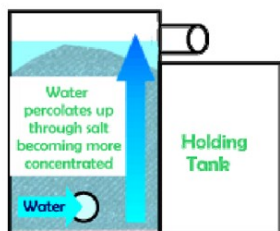
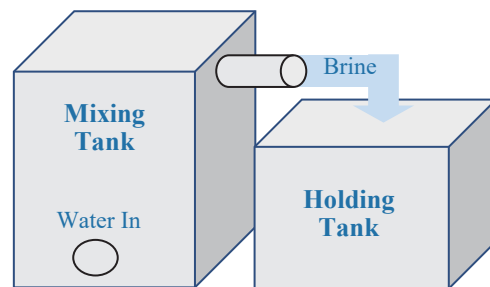
Calcium chloride brine costs about 7¢ / gallon (assuming \$58/ton for salt) after you have your equipment setup.

MULTIPLE USES

Brine can be used directly for anti-icing, for prewetting salt as it is dispensed from your truck, or to pretreat salt before it is loaded into your truck. Brine can be safely stored for up to a year, however, the concentration should be tested before use.

What Do You Need?

Brine making is a fairly simple process—the only ingredients are salt and water, and the only equipment you'll need is an open top mixing tank, a holding tank, a small pump, and a salimeter.



Images courtesy of Iowa DOT

Step 1: Fill Mixing Tank


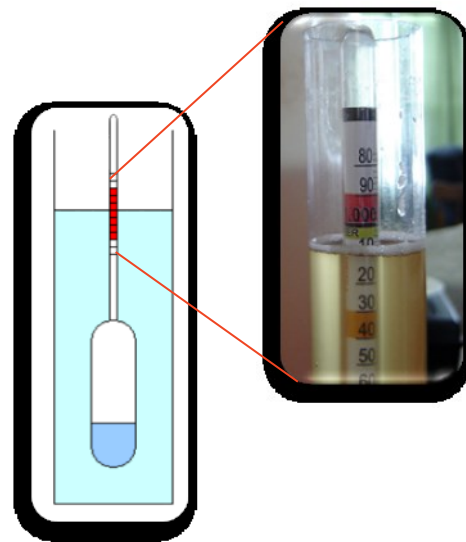
Add Salt: Add about 2.5 lb of salt per gallon of water you plan to add. Make sure your mixing tank has a large opening to make adding salt easy.

Add Water: Slowly add water from the bottom of your brine mixing tank. This will allow it to percolate up through the salt and overflow into the holding tank.

Step 2: Check Concentration

Float a hydrometer or salimeter directly in your holding tank and read the value at the surface of the water. The number should be either 85% or 1.176 depending on the units of your device.

If the values are too low, pump some brine from your holding tank back into the mixing tank and allow it to overflow. If values are too high simply add some fresh water



Quality Control & Documentation

Make sure that you record the date when you create each batch of brine and document who mixed it and checked the concentration. It is also a good idea to note the final concentration. These records should be kept for at least two years to protect your group in the event of litigation.

Produced in partnership with:

